

# THORN

## Civic – the new generation

Simplicity and performance, redefined



## Civic – the new generation

The essentials of good road lighting – high performance and durability – never change. But in a world where energy efficiency and the conservation of natural resources are also important, Civic stands alone, integrating sustainability and energy savings with quick easy installation and operation.

- Updated features based on customer feedback and suggestions
- Designed to satisfy new operating requirements and standards
- Key values of simplicity and durability maintained
- Broader choice of lamps and gear
- Improved installation and maintenance

### Applications

Civic is a comprehensive range of road and street lighting luminaires designed to combine performance and low running costs. It is recommended for use on city streets, in towns, on secondary roads and on major traffic routes.

### The right distribution for every application

Some applications require a wide spread of light to the front and rear as well as on both sides of the road. To satisfy this need Thorn has developed Civic Residential, which illuminates pavements as well as properties, promoting a greater feeling of safety.



*Civic flat glass*





### New Civic values

The Civic range includes new benefits providing improved installation, maintenance & energy saving.

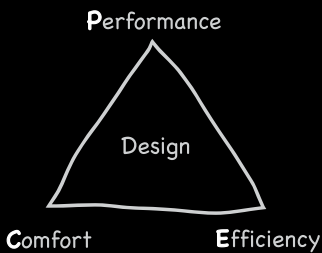
- new electronic versions with dimming options which give local authorities the ability to reduce energy consumption.
- ability to link to Telea management system (see page 7).
- a broader choice of lamps with better lumen efficiency is another aid to cost savings
- new photocell versions make Civic more responsive to ambient conditions.

- maintenance has also been streamlined. The design includes tool-free access to the gear compartment and tool-free removal of the gear
- top access is via a single clip
- revised socket connections allow fast and safe operations for maintenance crews:
- no adapter or extra materials are required for spigot mounting, so installation is always achieved 'straight from the box'.

### Traditional Civic values

The Civic range includes all the features and benefits that have made it a preferred solution across the UK for many years.

- Design based on aluminium and stainless steel, for durability and recyclability
- Double IP66 compliance, for sustained reliability over the lifetime of the product
- Modern aesthetics, light weight and low windage, for easy shipment and installation
- Vandal-proof versions, for use where protection against damage is a priority



#### Performance: Visual Effectiveness

- Light Output Ratio LOR → Good illuminance
- Highly designed optic → Good uniformity
- EN13201 settings → Norm compliance

#### Efficiency: Minimising the use of energy

- Light distribution control → less use of energy
- Electronic control gear → less use of energy
- Compact and sustainable → low cost of ownership

#### Comfort: People satisfaction and stimulation

- Road and Residential optics → Ambient illumination
- Optic and Enclosures design → Glare free light

### Civic and the environment

Civic adheres to the principles and practices of environmental protection, as set out in these European directives:

- Eup: Ecodesign of Energy Using Products
- RoHS: Restriction of Hazardous Substance
- WEEE: Waste from Electrical and Electronic Equipment

In addition, the design addresses issues of climate change and greenhouse gases through the integration of electronic devices and central management systems.

Finally – as always with Thorn luminaires – the Civic light distribution reduces obtrusive light and sky glow according to CIE150 recommendations.



# Simpler installation and maintenance

## Safer and easier installation and maintenance

Civic is quick, efficient and safe to install. It reduces on-site time for contractors and can therefore reduce inconvenience for road users. Thorn has designed Civic to be a very responsive and adaptable product, from initial design to final detail.

- Integral rotating spigot takes 60mm (max.) side-entry and 76mm (max.) post-top without extra attachments, for quicker and safer mounting
- Top access to gear requires release of a single clip, for safer, more efficient maintenance
- Socket connections used wherever possible for tool-free operation
- For hinged raising and lowering columns, where the lantern is tilted through 90° the gear can be secured onto the body using screw (supplied)
- Gear can be removed with one hand. No tool required.
- Lightweight design makes Civic easy to carry and handle
- Luminaire is secured using two screws and safety bolts to eliminate rotation even during years of use
- Robust quick-release front clips ensure fast, efficient access without removing gear or lamp holder
- Fitting is supplied with gear installed, reducing handling effort, eliminating errors, and reducing installation time
- Civic has a self-cleaning shape which resists the accumulation of dust and reduces cleaning operations to the minimum
- Fully IP66 compliant, all components are protected against dust and moisture for a long operating life and reduced maintenance
- Class I versions are fully earthed for safety
- Lamp settings are not disturbed if lamp or gear are changed, so original performance is maintained



1.



2.



3.



4.



7.




8.



9.


# Civic range details

## Lamps Civic 1

 50-150W HST (ST)

high pressure sodium.

Cap: E27/40

 70-150W HIT-CE (MT)

metal halide. Cap E27/40

 57W TC-TEL (FSMH)

compact fluorescent.


Cap: Gx24q-5

 60-140W HIT-CE (MT)

CosmoWhite.


Cap: PGZ12

## Lamps Civic 2

 100-250W HST (ST)

high pressure sodium.

Cap: E40

 100-250W HIT-CE (MT)

metal halide.

Cap E40

 140W HIT-CE (MT)

CosmoWhite.

Cap: PGZ12

## Materials/Finish

Body, canopy, spigot: die-cast aluminium powder coated RAL9006

Enclosure: UV stabilised polycarbonate or toughened glass

Reflector: high purity anodised aluminium

Gear plate: polypropylene

Enclosure Gasket: neoprene

Screws: stainless steel

Clips: stainless steel

Nema socket gasket: silicon

## Installation/Mounting

Integral tool-free rotating spigot secured by 2 screws with safety bolts.

Side entry mounting: Ø34/42/49/60x120mm long spigot. Tilted to 0°.

Post-top mounting: Ø60/76x80mm long spigot. Tilted to 5°. Cable gland for Ø8mm to 13mm cable.

Tool-free access to lamp after opening the enclosure via 2 stainless steel clips.

Tool-free access to gear after opening the canopy via 1 stainless steel clip.

Gear can be removed with one hand, no tools required.

All connections are socket type with springs.

Delivered ready to install, complete with factory fitted integral gear, all supplied in a single carton (without lamp).

## Standards

Designed and manufactured to comply with EN 60598-2-3

⊕ Class I electrical versions

IK08 (Complete luminaire)

IK08 (Glass enclosure)

IK10 (Polycarbonate enclosure)

◆ IP66 lamp and gear compartments



## Specifications

To specify state:

Full IP66 aluminium streetlighting lantern for 50-250W HST

high pressure sodium,

70-250W HIT-CE metal halide,

60-140W CosmoWhite lamps.

From 34mm side entry to 76mm

post-top mounting without any

adaptor. Tool-free maintenance

of gear and lamp.

Options for Nema socket,

mini photocell, Vandal-proof

and lighting management

systems are available.

As Thorn Civic 1 and 2.



5.



6.

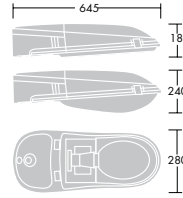


10.

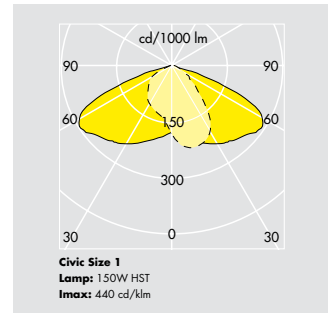


11.

- Two screws and bolts on the rotating spigot allow fitting to keep its original position over many years. Integral rotating spigot allows 34-60mm side entry and 60-76mm post-top mounting.
- Simple and robust stainless steel clips ensure safe opening and closure of the lamp compartment.
- Strong stainless steel clip gives tool-free access to the gear compartment.
- The canopy is secured onto the body for access from above.
- Tool-free connection and removal for safety and efficiency.
- Gear can be removed with one hand. No tool required.
- Comprehensive choice of Class I or with dimming devices. Also telemanagement systems (Telea) in either magnetic or electronic configuration. (L to R: Telea, CosmoPolis, Electronic stepdim.)
- Civic is available with a Nema socket or with a complete mini photocell



Max weight and Max windage  
Size 1: 8.6kg and 0.065m<sup>2</sup>



**Ordering Guide** Lamps to be ordered separately from others.  
**Civic size 1 – standard optic**

Gear	Voltage	Description	Ilcos Code	Socket	Weight (kg)*	SAP Codes – Enclosure/Photocell options					
						Plain Flat Glass	Plain Shallow PC	Nema Flat Glass	Nema Shallow PC	Minicell Flat Glass	Minicell Shallow PC
wire wound	240	CIVIC 50W HST	ST	E27	8	96010471	96010465	96010472	96010468	n/a	n/a
		CIVIC 70W HID	ST/MT (CE)	E27	8	96009669	96009668	96009675	96009674	n/a	n/a
		CIVIC 100W HID	ST/MT (CE)	E40	8	96009671	96009670	96009677	96009676	n/a	n/a
		CIVIC 150W HID	ST/MT (CE)	E40	8.5	96009673	96009672	96009679	96009678	n/a	n/a
Electronic	220-250	CIVIC 70W HST DGE	ST	E27	7.5	96009681	96009680	96252013	96200800	96009683	96009682
		CIVIC 100W HST DGE	ST	E40	7.5	96009685	96009684	96252033	96216555	96009689	96009688
		CIVIC 150W HST DGE	ST	E40	8	96252671	96252689	96252056	96252057	96252054	96252055
		CIVIC 70W HIT DGE	MT (CE)	E27	7.5	96251997	96251998	96252004	96251990	96252001	96252002
		CIVIC 100W HIT DGE	MT (CE)	E40	7.5	96252024	96252025	96252028	96252040	96252026	96252027
		CIVIC 150W HIT DGE	MT (CE)	E40	8	96009687	96009686	96252062	96252063	96009691	96009690
		CIVIC 60W CPO-TW	MT (CE)	PGZ12	9	96251093	96251095	n/a	n/a	96251094	96251096
		CIVIC 140W CPO-TW	MT (CE)	PGZ12	7.5	96251097	96251099	n/a	n/a	96251098	96251100
		CIVIC 57W TC-TEL	FSMH	Gx24q-5	7	n/a	96009694	n/a	96102352	n/a	n/a

n/a = not available

PC = polycarbonate bowl

\*maximum weight shown – please consult web site for specific sap code weights

**Vandal proof version**

In the fight against luminaire vandalism, Thorn has developed the 'vandal proof' label. Lanterns are subjected to a series of rigorous tests that have been developed in partnership with an external security laboratory. Only those products that continue to operate after the tests and despite aesthetic damage, are awarded the 'vandal proof' label. Tests include:

- 4.5mm rifle 'buckshot' at 5 metres
- 15g steel ball catapult shot at 5 metres
- Repeated hammer strikes to the lit part of the lantern
- Vibration test on 5 metre column to simulate repeated shaking
- Attempts to destroy lantern with pocket knife and lighter

Civic's vandal resistant features include:

- Reinforced closing clips secured by special screws
- Standard spigot fixing screws with lock nuts needing both hands to release

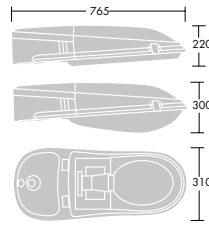
**Civic size 1 – shallow polycarbonate bowl versions with residential optic or residential optic with vandal resistant facility**

Gear	Voltage	Description	Ilcos code	Socket	Weight (kg)*	SAP Codes Residential			Residential with vandal resistance facility	
						Plain	Nema	Mini	Plain	Mini
wire wound	240	CIVIC 50W HST	ST	E27	8	96010466	96010469	n/a	96010480	96251963
		CIVIC 70W HID	ST/MT (CE)	E27	8	96010467	96010470	n/a	96010482	96251996
Electronic	220-250	CIVIC 70W HST DGE	ST	E27	7.5	96010473	96252014	n/a	96010488	96010494
		CIVIC 70W HIT DGE	MT (CE)	E27	7.5	96251999	96252005	n/a	96252000	96252003
		CIVIC 60W CPO-TW	MT (CE)	PGZ12	9	96251112	n/a	96251111	96251116	96251115
		CIVIC 57W TC-TEL	FSMH	Gx24q-5	7	96010475	96102354	n/a	96010492	96010498

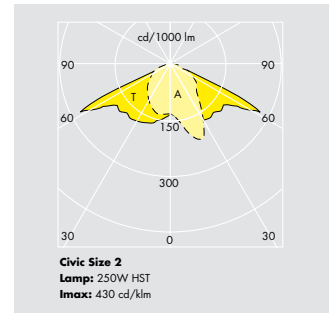
Lamp designation guide: HID - HST and HIT-CE, HST DGE - HST lamps electronic ballast, CPO-TW - CosmoPolis lamps electronic ballast (white), PC - Polycarbonate

n/a = not available

\*maximum weight shown – please consult web site for specific sap code weights



Max weight and Max windage  
Size 2: 12.3kg and 0.094m<sup>2</sup>



**Ordering Guide** Lamps to be ordered separately from others.  
**Civic size 2 – standard optic**

Gear	Voltage	Description	Ilcos Code	Socket	Weight (Kg)*	SAP Codes – Enclosure/Photocell options			
						Plain canopy Flat Glass	Plain canopy Shallow PC	Nema Flat Glass	Nema Shallow PC
wire wound	240	CIVIC 150W HID	ST/MT (CE)	E40	11	96009808	96009807	96009810	96009809
		CIVIC 250W HID	ST/MT (CE)	E40	12.5	96009814	96009813	96009816	96009815
Electronic	220-250	CIVIC 150W HST DGE	ST	E40	10	96252342	96252344	96252347	96252349
		CIVIC 250W HST-DGE	ST	E40	11.5	96252362	96252364	96252363	96252365
		CIVIC 150W HIT DGE	MT (CE)	E40	10	96252734	96252735	96252343	96252345
		CIVIC 250W HIT-DGE	MT (CE)	E40	11.5	96252700	96252703	96252702	96252704
		CIVIC 140W CPO-TW	MT (CE)	PGZ12	11	96251107	96251105	96251108	96251106
Electronic/stepdim	220-250	CIVIC 150W/BP HST DGE	ST	E40	10.5	96252379	96252380	n/a	n/a
		CIVIC 250W/BP HST DGE	ST	E40	11.5	96252390	96252391	n/a	n/a

n/a = not available

PC = polycarbonate bowl

\*maximum weight shown – please consult web site for specific sap code weights

**Civic featuring Telea lighting management system**

Thorn Lighting has extended its lighting control offer into Civic with Telea. It features integrated Powerline (PL) or Radio Frequency (RF) controllers to transmit data and control various conventional (with LSC Switch Dim PL controller) and electronic (with LET Step Dim PL, LDC Stepless Dim PL

or LDRF Stepless Dim RF controllers) gear options. See ordering guide for options' availability. Even LSRF Switch RF controller (switch only, no dimming) can turn a NEMA-socket equipped Civic into a Telea luminaire. Therefore Civic+Telea variants allow lighting control of individual luminaires to be performed from a centralised point without installing complex software or the

need for extensive training. This is ideal for innovative facility managers targeting optimum lighting for any environment. Civic combined with Telea offers an advanced control and monitoring system for Outdoor Lighting that allows cost-effective energy and maintenance management in an easy, flexible and safe way. Please consult us further about Telea.

**Civic sizes 1 & 2 – Telea versions**

Size	Gear	Telea	Voltage	Description	Ilcos Code	Socket	Weight (kg)*	SAP Codes – Enclosure Options	
								Flat glass	Shallow PC
1	Electronic/stepdim	LET	220-250	CIVIC 70W/LET HST	ST	E27	7.5	96230835	96231066
				Electronic/stepless dim	LDC	CIVIC 100W/LDC HST	ST	E40	7
			CIVIC 150W/LDC HST	ST		E40	7.5	96230833	96231068
					CIVIC 100W/LDC HIT-CE	MT (CE)	E40	7	96251575
					CIVIC 150W/LDC HIT-CE	MT (CE)	E40	7.5	96251586
				LDRF	220-250	CIVIC 100W/LDRF HST	ST	E40	7.5
						CIVIC 150W/LDRF HST	ST	E40	8
						CIVIC 100W/LDRF HIT-CE	MT (CE)	E40	7.5
							CIVIC 150W/LDRF HIT-CE	MT (CE)	E40
			2	Electronic/stepdim	LET		220-250	CIVIC 150W/LET HST	ST
Electronic/stepless dim	LDC	220-250				CIVIC 100W/LDC HST		ST	E40
						CIVIC 150W/LDC HST	ST	E40	10.5
		CIVIC 100W/LDC HIT-CE				MT (CE)	E40	9.5	96251596
					CIVIC 150W/LDC HIT-CE	MT (CE)	E40	10.5	96251598
	LDRF				220-250	CIVIC 100W/LDRF HST	ST	E40	9.5
						CIVIC 150W/LDRF HST	ST	E40	10.5
						CIVIC 100W/LDRF HIT-CE	MT (CE)	E40	9.5
							CIVIC 150W/LDRF HIT-CE	MT (CE)	E40

LSC - to operate, control and dim @50% HST 70W or 100W or 150W

LET - to operate, control and dim @50% HST 70W or 150W

LDC - to operate, control and dim down to 35% HST 100W or 150W

to operate, control and dim down to 60% HIT-CE 100W or 150W

LDRF - to operate, control and dim down to 35% HST 100W or 150W

to operate, control and dim down to 60% HIT-CE 100W or 150W

PC - Polycarbonate

\*maximum weight shown – please consult web site for specific sap code weights

# THORN

Lighting people and places

## Thorn Lighting Limited

### UK

Silver Screens, Elstree Way, Borehamwood,  
Hertfordshire, WD6 1FE

### UK Sales desk -

#### Orders/Stock Enquiries

Tel: 08701 610 610

Fax: 08701 610 611

#### Project Enquiries:

Tel: 08701 610 710

Fax: 08701 610 711

### Ireland

320 Harold's Cross Road, Dublin 6W

Tel: (353) 1 4922 877

Fax: (353) 1 4922 724

E-mail: enq.dublin@thornlight.com

### Street & Road Lighting

Silver Screens, Elstree Way, Borehamwood,  
Hertfordshire, WD6 1FE

Tel: 020 8732 9829

Fax: 020 8732 9825

E-mail: enquiries.outdoor@thornlight.com

### Spare Parts

Tel: 0191 301 3131

Fax: 0191 301 3038

E-mail: spares@thornlight.com

### Technical Support

Tel: 0870 600 8111

Fax: 0191 301 3907

E-mail: technical@thornlight.com

### Brochureline Answering Service

Brochures on specific products/ranges

Tel: 020 8732 9898

Fax: 020 8732 9899

E-mail: brochures@thornlight.com

**www.thornlighting.co.uk**

Thorn Lighting is constantly developing and improving its products. All descriptions, illustrations, drawings and specifications in this publication present only general particulars and shall not form part of any contract. The right is reserved to change specifications without prior notification or public announcement. All goods supplied by the company are supplied subject to the company's General Conditions of Sale, a copy of which is available on request. All measurements are in millimetres and weights in kilograms unless otherwise stated.

**Publication No: 366 (GB) Publication Date: 07/07**

**SAP code: 96503239**



Member of The Lighting  
Industry Federation



ISO 9001:2000  
Reg: 2916/0  
Manufacturing & Distribution