

SS5 (Nema Fixing) & SS55 (Two Part)

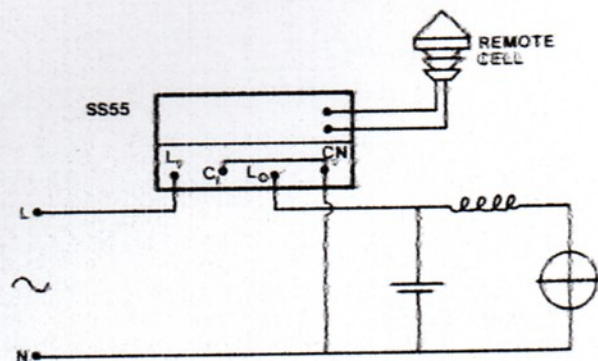
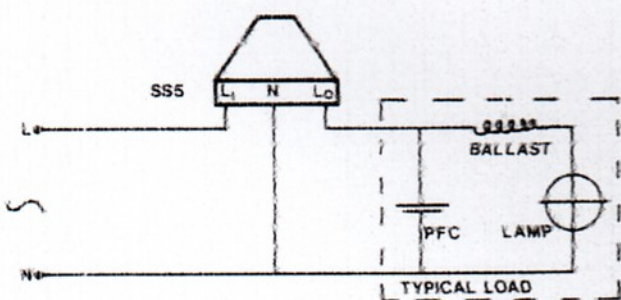
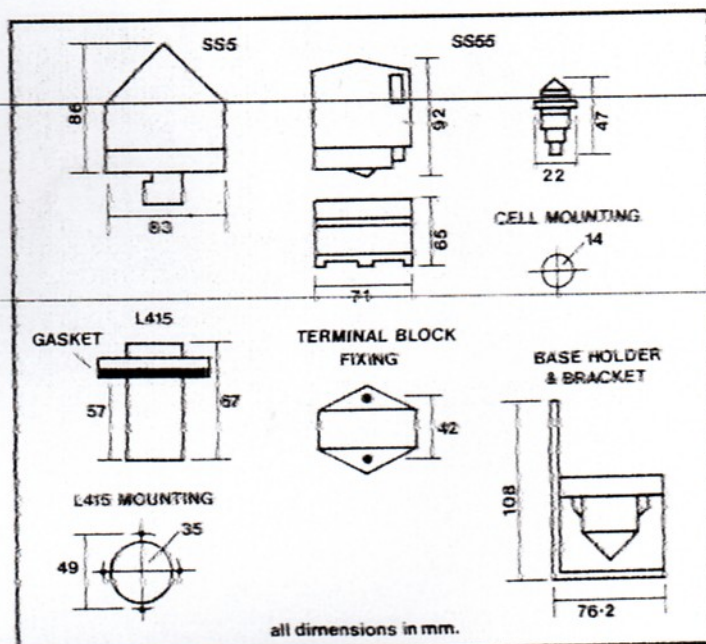
The fully solid state electronic circuitry employed in the SS5 has several benefits over the more basic types of photo-electric controls.

There are no moving parts to age, wear or burn-out. The negative switching ratio ensures the most economical use of energy. In the control of discharge lighting it is necessary to switch the load earlier to allow for 'run-up' time. The load is switched off immediately a safe light level is reached, this is in effect at a lower level than the switch-on point. (Standard setting—switch-on 70 LUX, switch-off 35 LUX). Accurate calibration with a long, trouble free field service life minimises maintenance and replacement costs.

These units are unaffected by low voltage supply but operation within the specified current and capacitance ratings must be observed.

The SS55 is a 2 part version featuring a small remote cadmium sulphide sensing head which allows for effective control in difficult situations.

SPECIFICATION	SS5/SS55
TYPE	Electronic Fully Solid State
VOLTAGE RANGE 50/60Hz	198-264 VAC.
SWITCH-ON LEVEL LUX.	Standard 70
SWITCHING DIFF.	Max 1:0.5 neg.
TYPICAL LOAD	2x250 Watts H.P.S.
TEMPERATURE RANGE	night -20°C day +55°C
LOAD SWITCHING CAPACITY	
CURRENT	5 Amps
MAX. POWER FACTOR CORR.	60 MFD.
TYPICAL SWITCHING DELAY	10 Secs.
ENCLOSURE MATERIAL	Polycarbonate
POWER CONSUMPTION	Light 0.15 Watts Dark 0.5% of load



Illustrations and specifications are not binding in detail. The designs are subject to modification and improvement without notice.



FKI Cableform Ltd.

Gratrix Works, Gratrix Lane, Sowerby Bridge, West Yorkshire, HX6 2PH
Phone: (0422) 833533, Telex: 51122 FKICAB G, Fax: (0422) 834375