

THE BERGOMASTER BOLLARDSpecification

Body moulded in Low Density Polythene, requiring no maintenance.

Top portion made from white polythene with KEEP LEFT panels as required.

Bottom portion made from yellow translucent polythene.

Base unit made from steel plate, galvanised and with flanges drilled for holding down bolts at  $6\frac{1}{2}$ " x  $7\frac{1}{2}$ " centres.

Lighting unit and switchboard is attached to the base and not to the body of the bollard. The lighting unit comprises two fluorescent lamps mounted on a perspex 'Stalk' which is attached to the switchboard. Spare switchboard also included to enable cut out to be fitted as necessary.

SPECIAL FEATURES


1. For access and maintenance, the body is removed from the base unit to which it is attached by four stainless steel screws.
2. Since the lighting unit is attached to the base, and not to the body of the bollard, there is no necessity for a snatch plug as provided in 'Knock-down' bollards.

No. 1 Bergomaster Bollard, as illustrated, has one  $10\frac{1}{2}$ " diameter Keep Left panel.

Also available with second face in rear.

The Expanded Metal Company Limited,  
BERGO DIVISION,  
P.O. Box 14,  
Longhill Industrial Estate (North),  
Hartlepool,  
Cleveland. TS25 1PR.

Telephone 0429-66633



THE EXPANDED METAL CO. LTD.  
BERGO DIVISION  
P.O. BOX 14,  
LONGHILL INDUSTRIAL ESTATE (NORTH)  
HARTLEPOOL.  
CLEVELAND TS25. 1PR

TEL: HARTLEPOOL (0429) 66633

# Bergo 77 Bollard

Leaflet No. BD12  
March 1981

CI/SfB

12

## Special Features

### 1. Economy

Based on 30 years experience in the industry, the Bergo 77 Bollard has been designed so as to offer an economical unit at a competitive price.

Maintenance-free materials such as galvanised sheet steel and glass-fibre have been selected, and careful attention has been paid to details such as ease of access for replacement of lamps etc.

All requirements of B.S. 873: Part 3: 1970 are complied with.


### 2. Vandal-Resistance

In recent years all types of street furniture have become popular targets for hooligans, and with this in mind, it was decided to use glass-fibre panels for glazing, bolted in position at sufficient points to make it virtually impossible to kick them in. If, in spite of this, the vandals do succeed in breaking a panel, it is not difficult to replace.

### 3. Knock-down Facility

The economy of knock-down bollards has been proven in recent years, saving the cost of re-connection to the mains in the event of a bollard being knocked over by a vehicle.

The Bergo 77 Bollard incorporates a unique snatch-plug which enables it to be disconnected whatever part of the bollard is hit.



## Specification

### Dimensions:

1000 x 330 x 248mm (3' 3" x 1' 1" x 9 $\frac{3}{4}$ "').

### Body:

Made from 2mm tight-coat galvanised steel sheet, stove enamelled white.

Rear entry door, secured by two budget locks.

Top cap secured by single bolt fixing within the body of the bollard.

### Base:

Made from 3mm steel sheet, hot dip galvanised for extra protection against corrosion. Bolt fixing centres designed to allow for interchangeability with the majority of bollards in current use. Base remains in position when the body is knocked down by collision. Fixing of body to base is by four M.8 nylon screws.

Base includes switchboard and specially designed socket to receive snatch-plug. The snatch-plug will become detached whatever angle the bollard is struck.

### Lighting Unit:

Comprises two 8 watt fluorescent lamps, each complete, with ballast, starter, lampholders, and separately fused terminal blocks. The terminal blocks are wired to the snatch-plug which is secured by a short length of chain.

Lighting units are fixed inside the bollard by two welded brackets, and are easily replaced if necessary.

### Glazing Panels:

Made from g.r.p. (glass fibre) and comprising three panels. The front panel upper portion shows a 270mm diameter Keep Left, or similar sign, the lower portion being yellow.

The two side panels are white upper portion and yellow lower portion.

Panels are fixed with wing-nuts and washers onto studs welded inside the body.




The Expanded Metal Company (Mfg) Limited  
**Bergo Division**

A subsidiary of The Expanded Metal Company Limited

PO Box 14  
Longhill Industrial  
Estate (North)  
Hartlepool TS25 1PR

Telephone  
0429-66633  
Telex  
58597

# The Bergo Jubilee Bollard





The **Jubilee Bollard** is manufactured with High Intensity Class 1 retroreflective signs and panels, and does not require an electric power supply.

### Specification

The body is made from 16 gauge tight-coat galvanised sheet steel, folded, stove enamelled white and riveted to form an exceptionally strong triangular unit.

High Intensity Class 1 retroreflective signs and yellow panels are applied prior to assembly to suit individual requirements.

Galvanised angle seatings are supplied for fixing the bollard to the ground.

Standard units with 270mm dia Diagram 610 Keep Left sign and yellow panel on the front, with yellow side panels are normally available from stock.

*The company policy is one of continuous development: we therefore reserve the right to alter specifications etc. without notice.*

The Expanded Metal Company (Mfg) Limited  
**Bergo Division**

A subsidiary of The Expanded Metal Company Limited

PO Box 14  
Longhill Industrial  
Estate (North)  
Hartlepool TS25 1PR

Telephone  
0429-66633  
Telex  
58597

**BERGO  
EUROPEAN  
BOLLARD**



## Design

The Bergo European Bollard has been designed and developed to meet the challenge of the single European Market and to appeal to highway authorities and engineers throughout Europe. It's unique shape and features enable it to look good and function well in all sorts of locations across Europe. It is also compatible with all existing UK bollard Base light units.



## Shape

The circular bellows shape at the base of the bollard has been chosen to meet UK and continental specifications and to vastly improve flexibility. By reducing the effects of initial vehicle and vandal impact the bollard returns to its original shape and form without causing permanent damage or deformation.



## Vertical Clamping

The body is clamped vertically to the base at eight fixings points which reduces the problem of 'rip off' common to other bollard bodies.





### **Vandal Resistance**

Made from a UV stabilised co-polymer the Bergo European Bollard meets all the requirements of BS873 Part 3 and 2mm UV stabilised solid moulded 'in panels' give a high degree of protection against abrasion and scratching.

### **Safety**

Automatic cut outs have been built into the base enabling safe routine maintenance.

### **High Reflectivity**

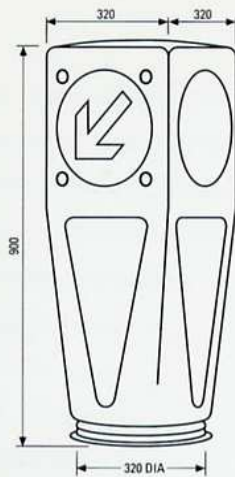
By offering as standard the revolutionary 3M Scotchlite (TM) Diamond Grade reflective sheeting for the reflex reflectors, reflectivity in the event of power failure is dramatically increased from the current norm of 70 cd/(lx/m<sup>2</sup>) to 900 cd/(lx/m<sup>2</sup>) so allowing motorists to see the bollard earlier and more clearly.

### **Economy**

In today's ever increasing need to reduce running costs the Bergo European Bollard can be fitted with an infra red photo electric cell which is activated by daylight and not affected by artificial light.



## SPECIFICATION



### Bollard Shell

UV stabilised co-polymer incorporating 2mm thick moulded in panels of special UV stabilised co-polymer.

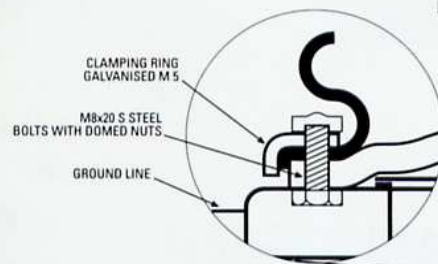
### Light Source

2 x 11 watt compact fluorescents, giving a manufacturers guarantee of 8000 hours, fixed to highly polished gear trays acting as a reflector. Both compact fluorescents are independently wired.

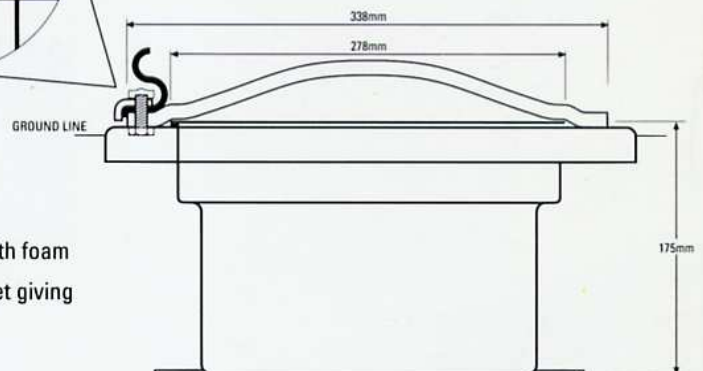
Standard cut out board 160mm x 110mm.

### Base Unit

Spun galvanised steel box conforming to BS729. Pre-drilled with eight fixing points ready to take bollard shell. Base unit secured using four M12 Rag Bolts.



Two pre-drilled holes for standard 25mm cable entry with knock out plugs.



### Lid

Domed 4.5mm clear polycarbonate lid with foam rubber sealing gasket giving an IP rating of 67.

### Infra Red Photo Electric Cell

Lowlight PEC with rating 240V AC, 30W fluorescent max. 4 uf.

### Clamping Ring

Fixing of the shell to the base is achieved by using a galvanised mild steel clamping ring which is pre-drilled and slots simply over the base of the shell. The ring is held in position using eight number M8 x 20 dome headed stainless steel fixings.

