

2000 series IP66

*Shopping precincts,
parks,
walkways,
subsidiary road
lighting*



GEAR

Integral or remote

OPTICS

Reflector – symmetrical or asymmetrical distribution

LAMPS

50-150W SON-T, 26-35W SOX-E,
single or twin 18-55W CFL

MATERIALS/FINISH

Optical enclosure: Injection-moulded,
UV-stabilised, clear polycarbonate
Spigot: diecast aluminium, black Canopy:
GRP

MOUNTING

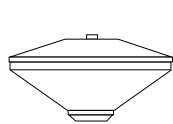
Post-top 76mm

- IP66: dust tight and jet proof.
- Wide range of lamp types.
- Robust construction.
- Secured to the post-top by a single screw, making installation and maintenance easy.
- Available with or without 1 part cell facility.
- Optical system integral to gear tray for ease of maintenance.
- Polycarbonate ice structured bowl.
- Optional colours.
- Wide range of bowl shapes.

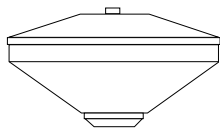
Technical Information - 2000 series IP66



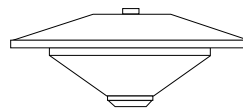
The WRTL 2000 series consists of a wide range of optics, bowls and tops which can be mixed and matched to provide an ideal solution to any design requirement.



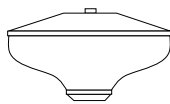
2000



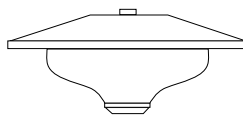
2050



2005



2010



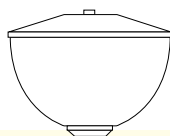
2012



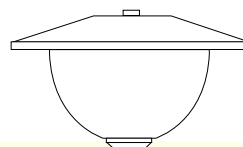
2015



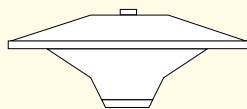
2017



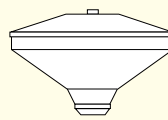
2016



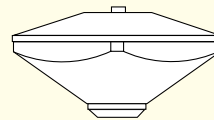
2018



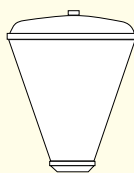
2020



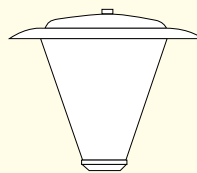
2025



2030



2035



2037

Dimensions in mm


















TECHNICAL


Description	Diameter (mm)	Height(mm)	Weight (kg)
2000	570	340	5
2050	680	400	8
2005	843	340	6
2010	570	340	5
2012	843	340	6
2015	410	340	4.5
2017	620	340	5.5
2016	570	340	5
2018	843	340	6
2020	843	340	6
2025	570	340	5
2030	680	345	5
2035	410	590	6
2037	620	590	7


To specify state:


Post-top, vandal resistant, IP66, decorative lantern as WRTL 2000 series.

ORDER CODES

Availability	Description	Order Number Photocell	Order Number W/O Photocell
	Symmetric 26W SOX-E/35W SOXS26/35MCS26/35
	Symmetric 50W SON-TS50MCS50
	Symmetric 70W SON-TS70MCS70
	Asymmetric 50W SON-TA50MCA50
	Asymmetric 70W SON-TA70MCA70
	Symmetric 100W SON-TS100MCS100
	Asymmetric 100W SON-TA100MCA100
	Symmetric 150W SON-TS150MCS150
	Asymmetric 150W SON-TA150MCA150
	Symmetric 36W CFLS36FMCS36F
	Symmetric 2 x 36W CFLS2/36FMCS2/36F
	Symmetric 24W CFLS24FMCS24F
	Symmetric 2 x 24W CFLS2/24FMCS2/24F
	Symmetric 18W CFLS18FMCS18F
	Symmetric 2 x 18W CFLS2/18FMCS2/18F
	Symmetric 2 x 18W T8S2/18FT8MCS2/18FT8
	Symmetric 55W CFLS55FMCS55F

 2015/2017/2035/2037

 2000/2005/2010/2012/2020/2025/2030

 2016/2018/2050

- Class 1 (must be earthed).
- Ambient temperature -20°C to +25°C.
- Mounting : Post Top 76mm diameter.
- Standard ballast 230/240V thermally protected (SON only).

To order simply choose required description & prefix with model number.
i.e. 2012 Asymmetric 100W SON-T with photocell = 2012A100MC

To specify state:

Post-top, vandal resistant, IP66, decorative lantern as WRTL 2000 series.



WRTL Exterior Lighting Ltd
Waterside Park, Golds Hill Way
Tipton, West Midlands
DY4 0PU

Telephone: 0121 521 1234
Facsimile: 0121 521 1250
Email: sales@wrtl.co.uk
www.wrtl.co.uk