

70W HPS-E E27	80W MBF E27	IP23 EN 60598	
-------------------	-----------------	-----------------	--

A performance luminaire for pedestrian walkways and amenity areas.

- Wall or post-top mounting (76mm Ø spigot)
- Vandal-resistant bowl - hinged for easy maintenance

Materials/Finish

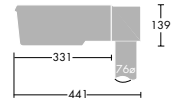
Canopy: Pressure die-cast LM6 aluminium finished black powder coat.
 Bowl: Opal vandal-resistant plastic.
 Column adaptor: Pressure die-cast aluminium finished black powder coat.

Installation/Mounting

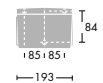
Direct wall mounting, or post top column adaptor for 76mm Ø spigot.
 Recommended height 2.5-5m.
 See column sections for lantern compatibility.
 Bowl is hinged to body with captive retaining screw.

Specification

To specify state: Exterior lantern with cast LM6 aluminium body and vandal-resistant opal bowl, with control gear for low wattage discharge lamps. As Thorn Precinct.




Post top mounted

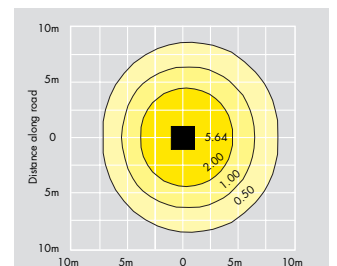


Fixing holes shown dotted 5.5ø

Wall



Wall mounted



House side [W2] Road side [W1]
Cat. No. OC 0170.T **Mounting height:** 5m
Lamp: 70W HPS - E **DLOR:** 0.56 **LOR:** 0.68

Utilisation factors			
Distance/Height	Road side	House side	
W ₁ /H or W ₂ /H	side	side	
0.2		0.05	0.05
0.4		0.10	0.09
0.6		0.13	0.12
0.8		0.17	0.15
1.0		0.19	0.16
1.5		0.23	0.19
2.0		0.26	0.21
3.0		0.28	0.22
4.0		0.29	0.22



Ordering Guide

Supplied complete with lamp.

Lamp type & rating	Windage	Weight (m ³)	Cat. No. (kg)
HPS-E 70W	0.046	4.9	OC 1070.T
MBF 80W	0.046	4.1	OC 1080.T
Column adaptor for 1 or 2 lanterns	-	-	OCA1/2

Export voltages available, refer to page 553 for details.