

# CONCRETE COLUMNS

Lighting Columns up to 10  
metres.



# Spun Concrete

## New highway Column

### 10 metres

Prestressed concrete columns, approved by the Design Council and carrying the BSI kite mark. All columns are supplied with a standard backboard and earthing terminal.

All cable entry slots measure approx. 229mm x 76mm wide.

Column weight = 800kg.

#### Finishes


Various finishes including smooth-ground aggregates are available. Full details upon request.

#### Door

Galvanised steel slip-in door supplied with a tamper-proof lock.



CU Lighting Limited reserve the right to amend the design and/or specifications without prior notice.



A C. U. New Highway column with a Phosco P161 lantern



CU Lighting Limited  
Charles House,  
Great Amwell,  
Ware, Herts SG12 9TA  
Tel: (0920) 462272  
Telex: 81398  
Fax: (0920) 461370

# CU



# Spun Concrete

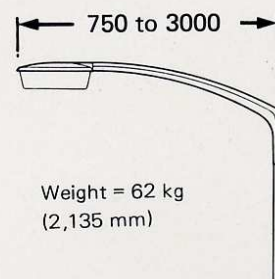
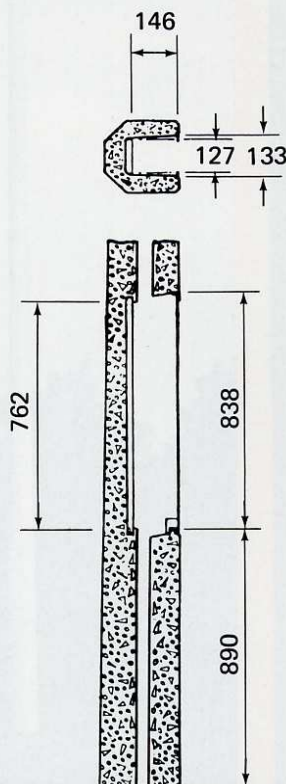
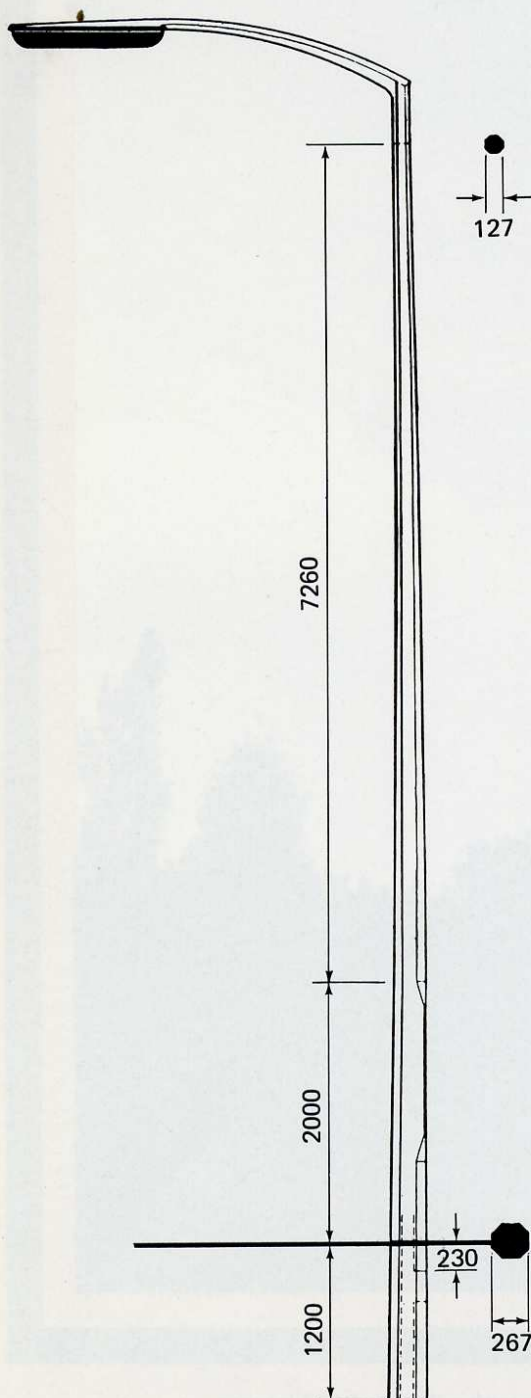
## New highway Column

### 10m NEW HIGHWAY

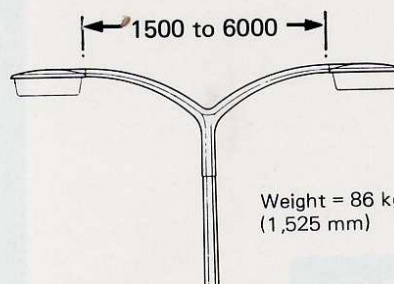
W (m)	STANDARD K VALES					SINGLE OR DOUBLE
	1.5	1.8	2.2	2.5	3.0	
	MAX. LANTERN AREA (m²)					
2	1.39	0.97	0.58	0.37	0.12	S/A
	0.89	0.62	0.38	0.25	0.09	D/A
1.25	1.52	1.08	0.70	0.49	0.24	S/A
	1.01	0.74	0.50	0.37	0.21	D/A
0.75	1.57	1.14	0.75	0.54	0.29	S/A
	1.07	0.80	0.55	0.42	0.26	D/A
2	1.47	1.06	0.68	0.48	0.24	S/A
	0.98	0.71	0.48	0.35	0.20	D/A
1.25	1.53	1.11	0.74	0.53	0.29	S/A
	1.03	0.77	0.53	0.41	0.25	D/A
0.75	1.67	1.23	0.85	0.63	0.38	S/A
	1.14	0.86	0.62	0.48	0.33	D/A

CONCRETE  
BRACKET

STEEL TUBE  
BRACKET



**10** mounting height  
metres (approx.)



### Highway Single and Double Arm Brackets

Side entry tube 25 mm or 32 mm  
(plain) x length to suit lantern  
(please state on order)  
Top entry nipple 32 mm

Note: Backboard width indicates full  
width of compartment at the  
board face.

All dimensions in millimetres.

HEAD OFFICE  
Charles House,  
Great Amwell,  
Ware, Herts SG12 9TA  
Tel: (0920) 462272  
Telex: 81398  
Fax: (0920) 461370

North West Area  
Knowsley Industrial Park  
Near Liverpool L33 7UH  
Tel: 051 546 2887

South West Area  
Coleford  
Gloucestershire GL16 7EG  
Tel: Dean (0594) 33369

North East Area  
Cleckheaton  
West Yorkshire BD19 5LE  
Tel: (0274) 876887



# Octagonal concrete columns

## 8,10&12 metres

5° single of Double Arm Bracket. Prestressed concrete column approved by the Design Council and carrying the B.S.I. Kite Mark.

**FINISHES:** Natural concrete or smooth-ground finishes are available.


**DOOR:** Cast aluminium slip-in door supplied with tamper proof lock.

**BRACKET:** Side entry 25 mm or 32 mm B.S.P. (plain) × length to suit lantern (please state on order). The bracket is available as a single or double arm, and also in tubular steel single or double arm, but both types are not suitable for top entry.

All columns are supplied with standard backboard and earthing terminal. Cable entry slots are 225 mm × 76 mm approx.

12 metre Octagonal Column at the A604 roundabout, Colchester, Essex.

Photograph by kind permission of Essex County Council.



Concrete Utilities Limited  
Head Office  
Great Amwell  
Ware, Herts SG12 9TA  
Tel: Ware (0920) 2272  
Telex: 81398  
ENGLAND

# CU

*Printed by Graphic 2/84/Welwyn Garden City/Hertfordshire*



# 8,10 & 12 Octagonal concrete columns

## 8 metre MOUNTING HEIGHT

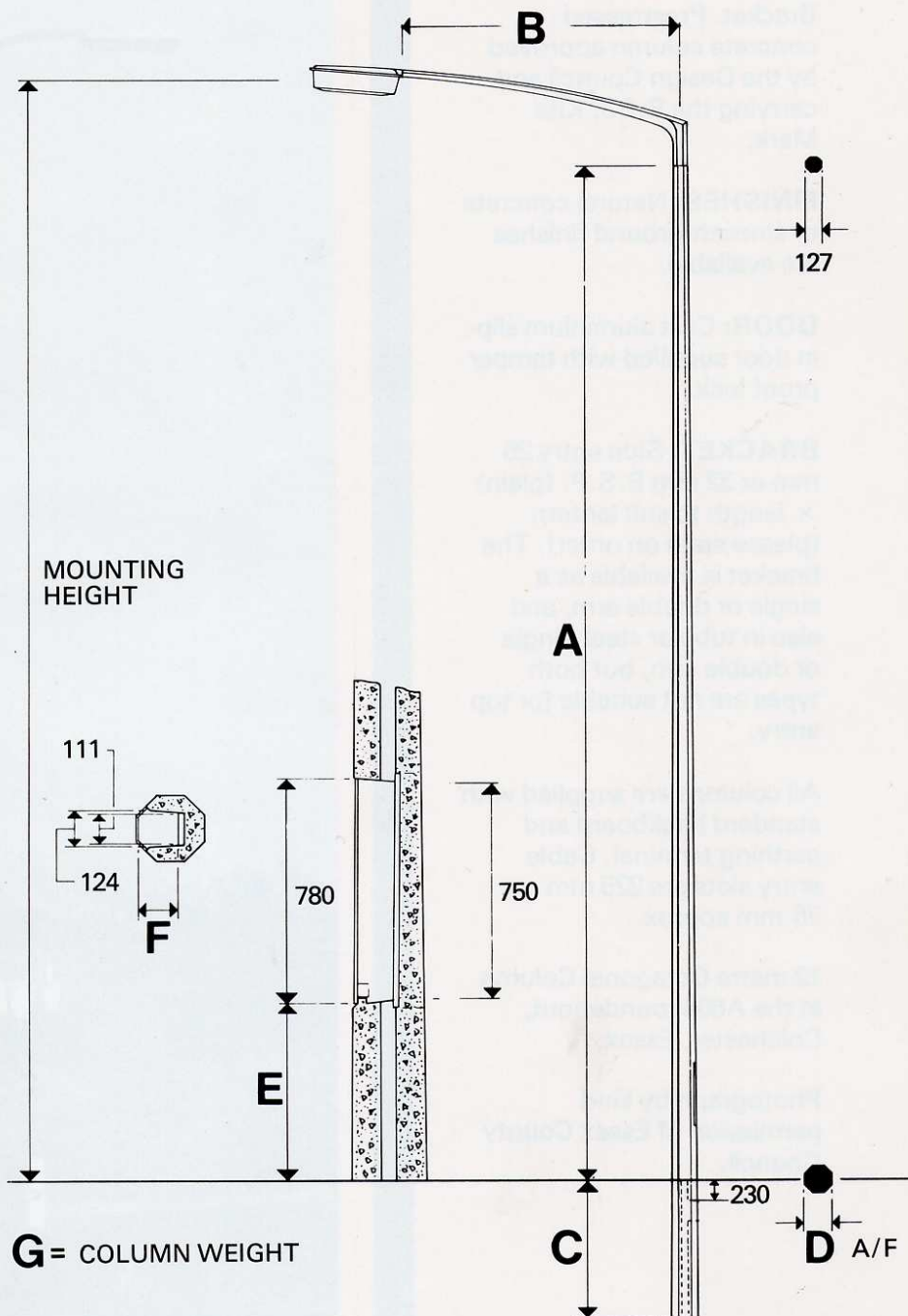
<b>A</b>	7010
<b>B</b>	750, 1250, 2000 & 2750
<b>C</b>	1219
<b>D</b>	244 ACROSS Flats
<b>E</b>	533
<b>F</b>	127
<b>G</b>	624 Kg

## 10 metre MOUNTING HEIGHT

<b>A</b>	9244
<b>B</b>	750, 1250, 2000 & 2750
<b>C</b>	1219
<b>D</b>	267 ACROSS FLATS
<b>E</b>	533
<b>F</b>	140
<b>G</b>	878 Kg

## 12 metre MOUNTING HEIGHT

<b>A</b>	11125
<b>B</b>	750, 1250, 2000 & 2750
<b>C</b>	1524
<b>D</b>	248 ACROSS FLATS
<b>E</b>	610
<b>F</b>	140
<b>G</b>	972 Kg.



ALL DIMENSIONS IN MILLIMETRES

HEAD OFFICE  
Great Amwell  
Ware, Herts SG12 9TA  
Tel: Ware (0920) 2272  
Telex: 81398  
ENGLAND

North West Area  
Knowsley Industrial Park  
Near Liverpool L33 7UH  
Tel: 051 546 2887

South West Area  
Coleford  
Gloucestershire GL16 7EG  
Tel: Dean (0594) 33369

North East Area  
Cleckheaton  
West Yorkshire BD19 5LE  
Tel: (0274) 876887

# Spun Concrete HIGHWAY X COLUMN

Stylish 8 metre reinforced concrete column, approved by the Design Council.

## FINISH

Smooth ground.

## DOOR

Cast aluminium, slip in door supplied with a tamper proof lock. Steel door available if specified.

WEIGHT = 557 kg

Concrete bracket detail on reverse.

Column Part Number: 3100002

Supplied with a standard backboard and earthing terminal. All cable entry slots measure 229 x 76 mm wide approximately.



CU Lighting Ltd.  
Charles House,  
Great Amwell,  
Ware, Herts.  
SG12 9TA  
Tel: (0920) 462272  
Fax: (0920) 461370

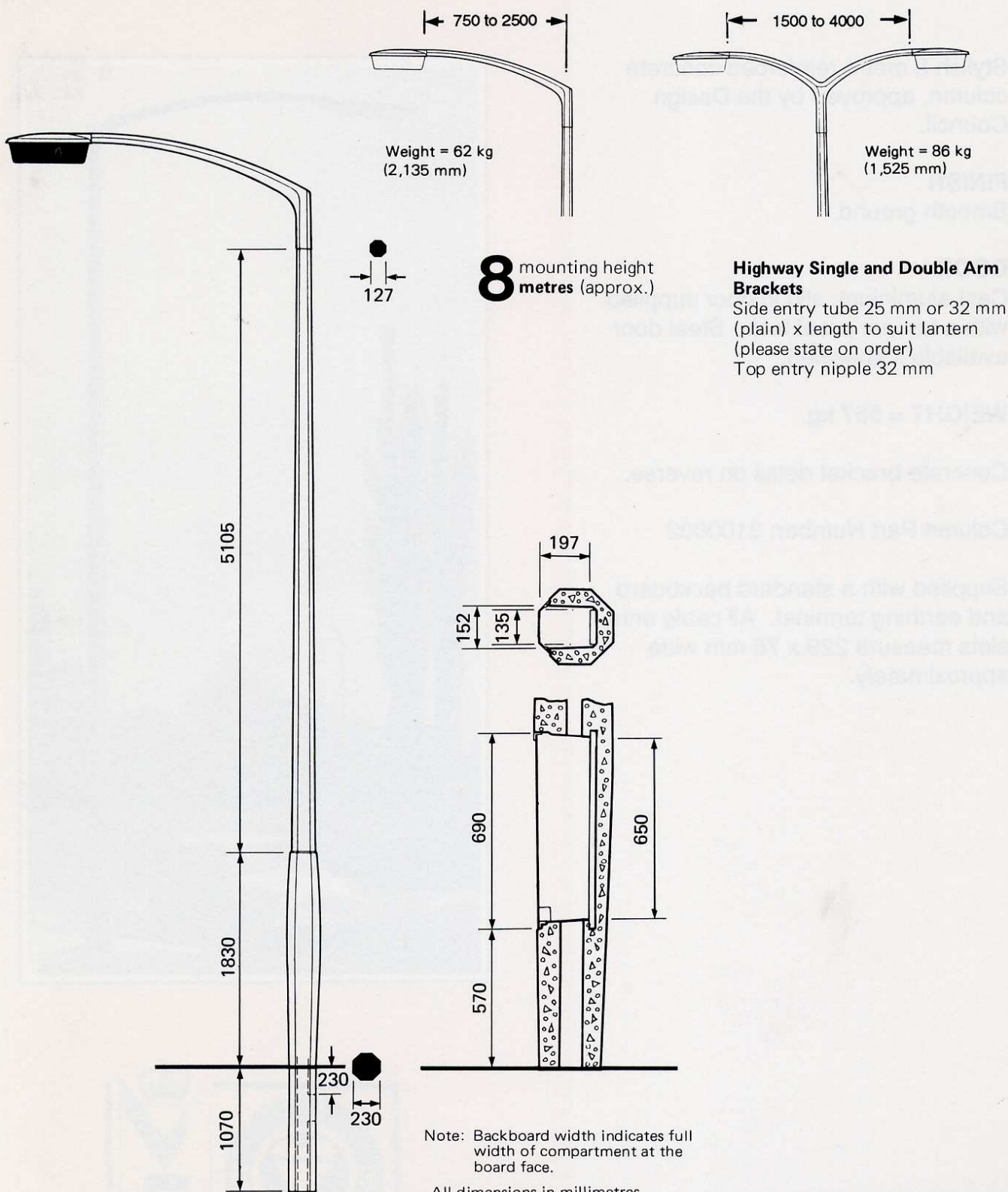
The right is reserved to change specifications without prior notice or public announcement.  
10/92



FM 1397



# Spun Concrete HIGHWAY X COLUMN



# Spun Concrete BYWAY 'X' COLUMN

Elegant 5 metre prestressed concrete column for use in minor roads etc. Byway 'X' is approved by The Design Council and carries the BSI Kite Mark. All columns are to BS 5649 and are supplied with a standard backboard and earthing terminal.

## FINISHES

Various finishes are available, including smooth ground aggregates. Full details upon request.

## DOOR

Cast aluminium slip-in door complete with vandal resistant lock. Steel door available if specified.

WEIGHT = 170 Kg.

Spigot and bracket detail on request.


Column Part Number	:3100022
" " (800m Root)	:3100044
Aluminium Door	:9862001
Steel Door	:9862042

The right is reserved to change specifications without prior notice or public announcement.



8/92

CU Lighting Ltd  
Charles House,  
Great Amwell, Ware,  
Herts. SG12 9TA  
Tel: (0920) 462272  
Fax: (0920) 461370  
Telex: 81398



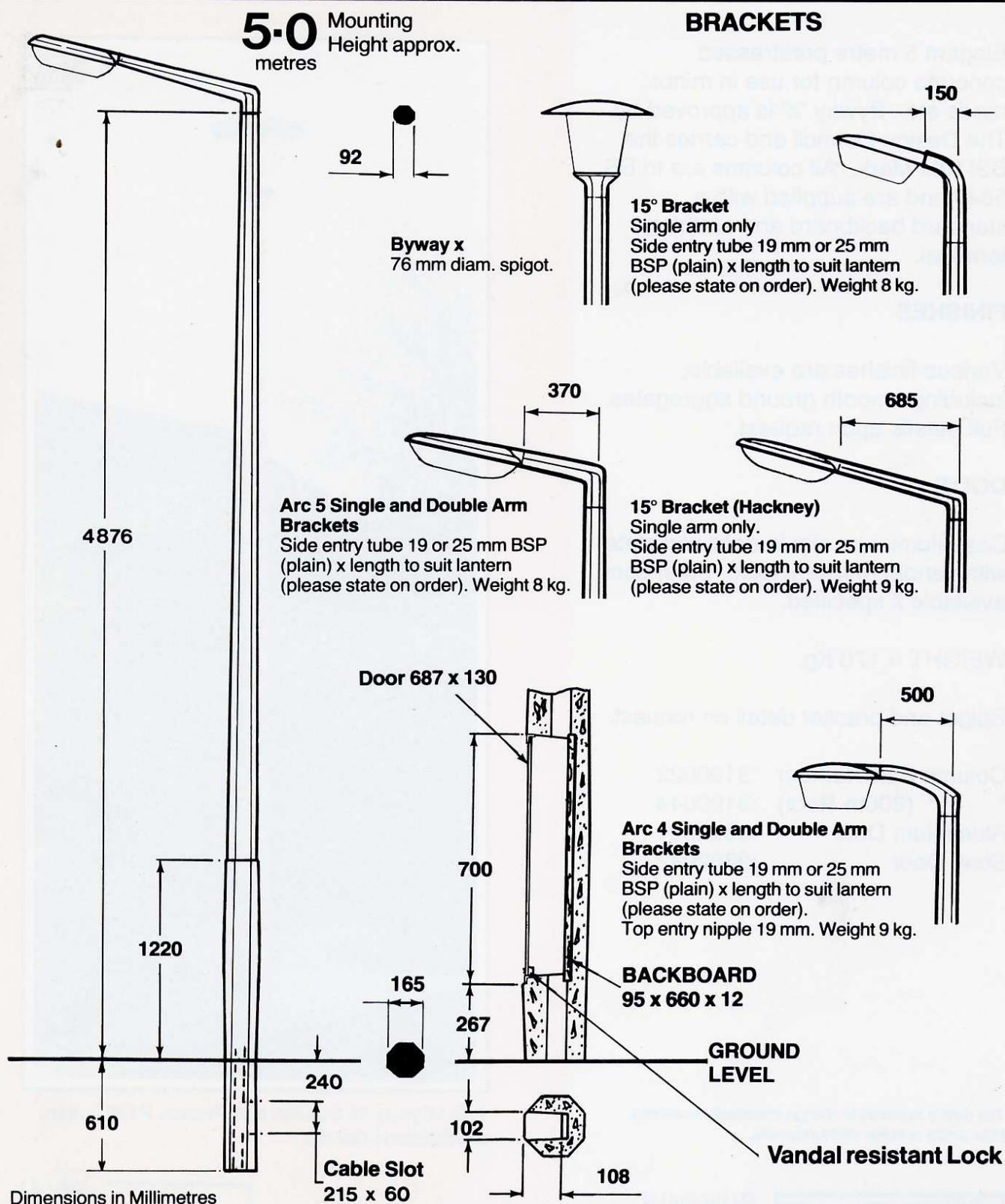
A CU Byway 'X' Column and Phosco P170 lantern  
at Wimborne Cambs.



FM 1397



# Spun Concrete BYWAY 'X' COLUMN





# Spun Concrete BYWAY NX COLUMN

Stylish 5 metre prestressed concrete column for use in minor roads, Byway NX is Design Council approved. All columns are supplied with standard backboard and earthing terminal. Complies with BS 5649.

## FINISH


Smooth ground.

## DOOR

Cast aluminium slip-in door complete with vandal resistant lock. Steel door available upon if specified.

WEIGHT = 170 Kg.

Column Part No.	:3100028
Aluminium Door with lock	:9862008
Steel Door with lock	:9862053



A CU Byway NX Column with Phosco lantern.



CU Lighting Ltd.  
Charles House,  
Great Amwell,  
Ware, Herts,  
SG12 9TA  
Tel: (0920) 462272  
Fax: (0920) 461370

The right is reserved to change specifications without prior notice or public announcement.



FM 1397

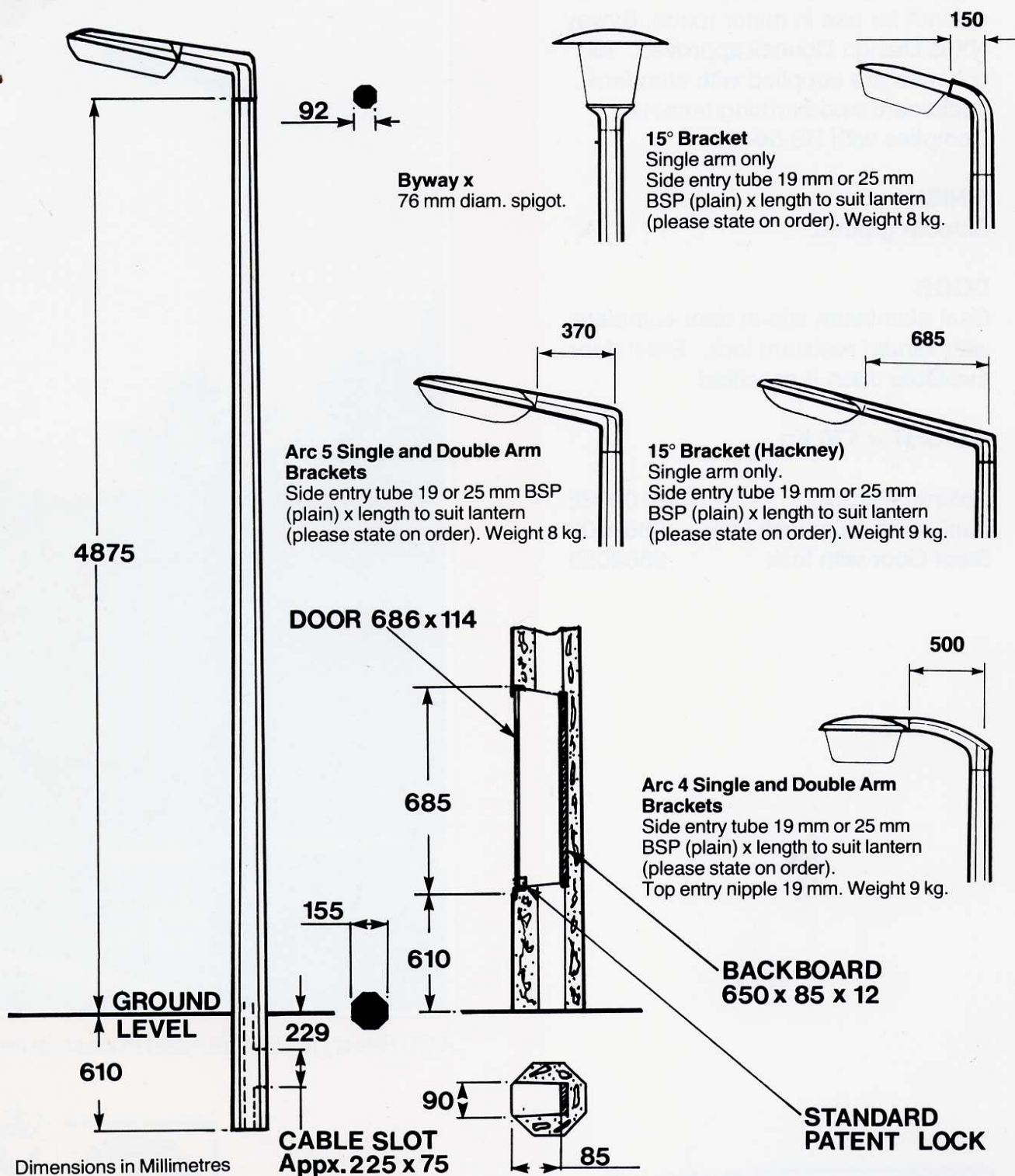
9/92



# Spun Concrete BYWAY NX COLUMN

**5m** MOUNTING  
HEIGHT

## BRACKETS





# Spun Concrete Fluted Columns

## Fluted Column

Reinforced concrete, carrying the BSI Kite mark.


- All columns are supplied with a standard backboard and earthing terminal. All cable entry slots measure 225mm x 75mm wide approx.

## Finishes

Natural concrete or slate grey.

## Door

Galvanised steel slip-in door complete with tamper proof lock.



CU Lighting Limited reserve the right to amend the design and/or specifications without prior notice.

A Fluted Column with a Phosco P109 Lantern in Fitzroy Square, London. Planning was carried out by the Architects, Jellicoe, Coleridge & Wynn in conjunction with Mr V J Stanton MBIM, Director of Works, The London Borough of Camden.



**CU Lighting Limited**  
Charles House,  
Great Amwell,  
Ware, Herts SG12 9TA  
Tel: (0920) 462272  
Telex: 81398  
Fax: (0920) 461370

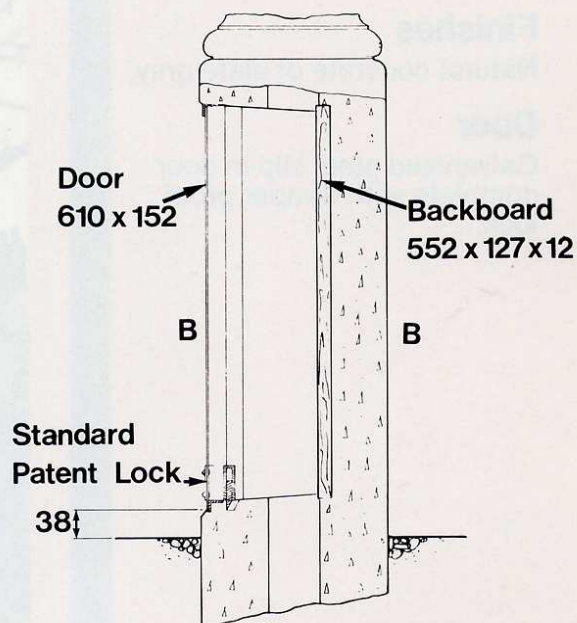
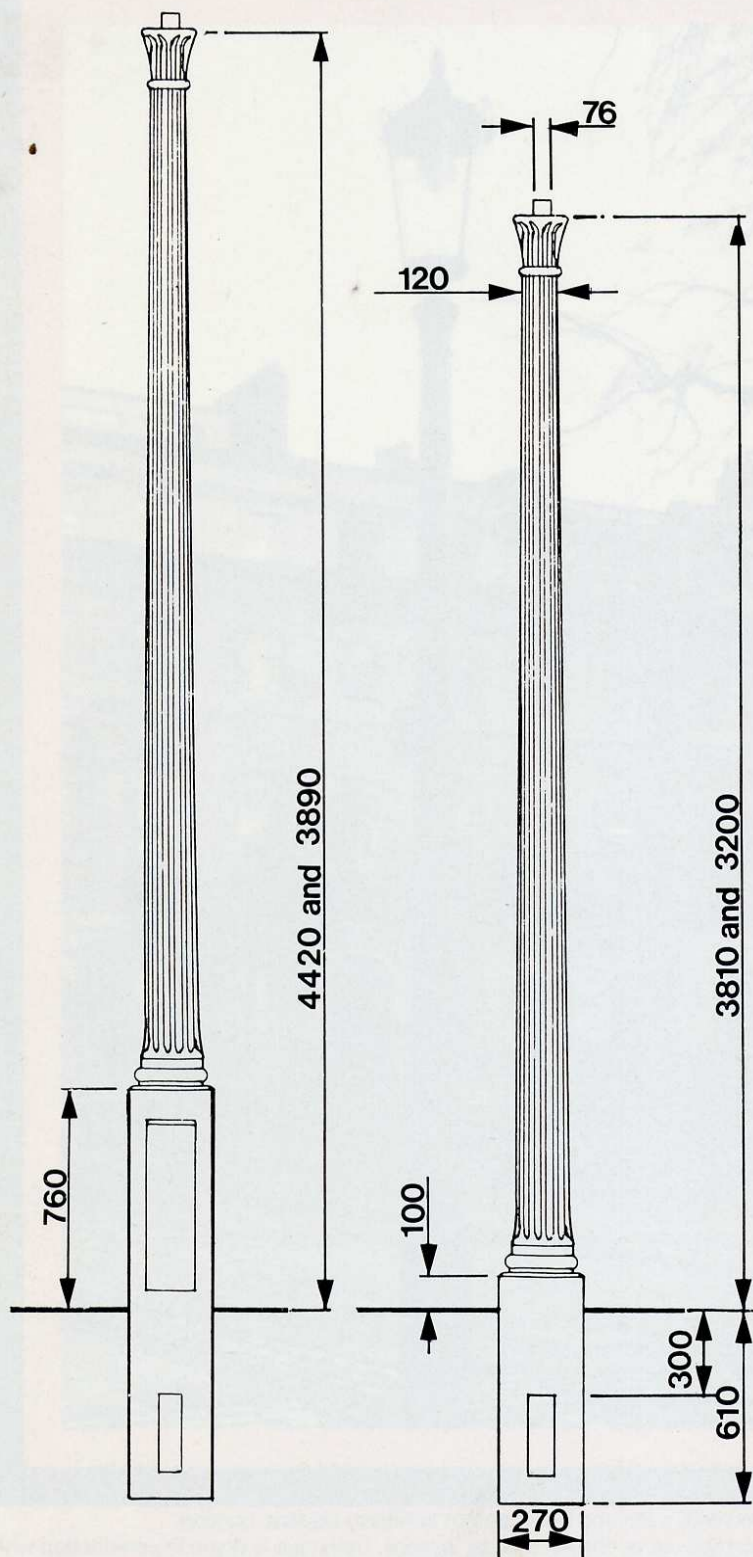
# CU

Printed by Graphic 2/89/Welwyn Garden City/Hertfordshire

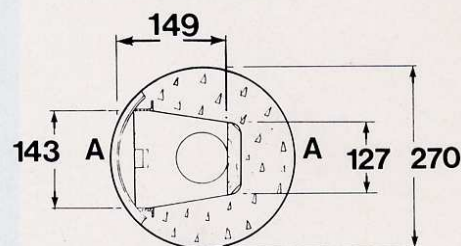


# Fluted Columns

All dimensions in millimetres.



Section AA



Section BB

DETAIL OF BASE COMPARTMENT

HEAD OFFICE  
Charles House,  
Great Amwell,  
Ware, Herts SG12 9TA  
Tel: (0920) 462272  
Telex: 81398  
Fax: (0920) 461370

North West Area  
Knowsley Industrial Park  
Near Liverpool L33 7UH  
Tel: 051 546 2887

South West Area  
Coleford  
Gloucestershire GL16 7EG  
Tel: Dean (0594) 33369

North East Area  
Cleckheaton  
West Yorkshire BD19 5LE  
Tel: (0274) 876887



# Spun Concrete Edinburgh Column

## Edinburgh column

Reinforced concrete column, designed solely for decorative post top lighting. All columns are supplied with a standard backboard and earthing terminal. All cable entry slots measure 225 mm x 75 mm wide approx.

## Spigot

76 mm diam. spigot.  
4267 spigot height.

## Finishes

Various finishes available, including smooth-ground aggregates.  
Full details upon request.

## Door

Cast aluminium, stove-enamelled, slip-in door complete with vandal resistant lock.

**Weight** = 240 kg.

**Base compartment dimensions on reverse.**



CU Lighting Limited reserve the right to amend the design and/or specifications without prior notice.

*A C.U. Edinburgh concrete column with a Phosco P109 lantern. Photograph by kind permission of F. Millington FABLE, T.Eng. (CEI) FCIBS. Principal, Lighting and Electrical Section, Lothian Region Highways Dept.*



**CU Lighting Limited**  
Charles House,  
Great Amwell,  
Ware, Herts SG12 9TA  
Tel: (0920) 462272  
Telex: 81398  
Fax: (0920) 461370

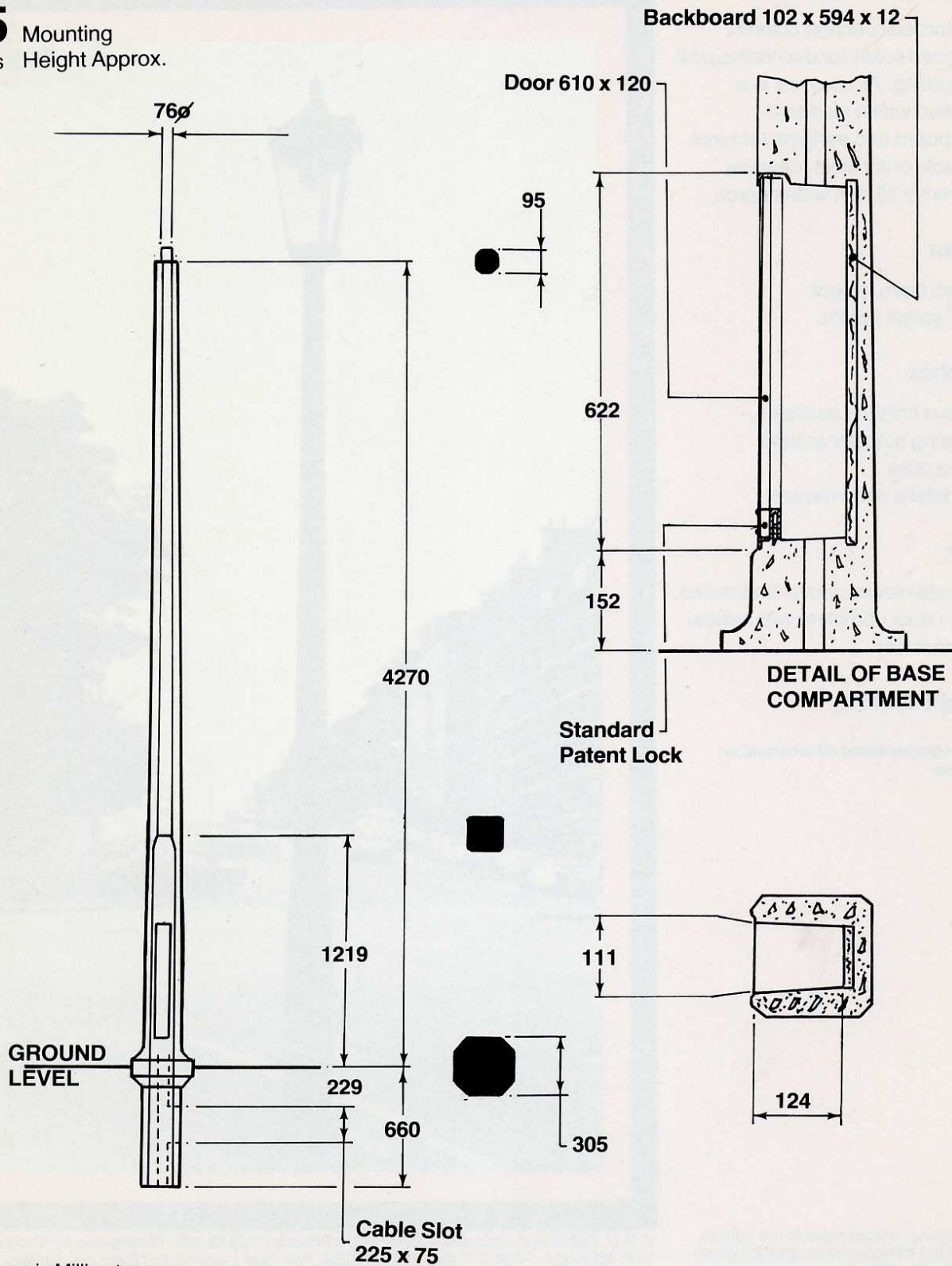
# CU

Printed by Graphic 2/89/Welwyn Garden City/Hertfordshire



# Edinburgh Column

**4.5** Mounting  
metres Height Approx.



Dimensions in Millimetres

HEAD OFFICE  
Charles House,  
Great Amwell,  
Ware, Herts SG12 9TA  
Tel: (0920) 462272  
Telex: 81398  
Fax: (0920) 461370

North West Area  
Knowsley Industrial Park  
Near Liverpool L33 7UH  
Tel: 051 546 2887

South West Area  
Coleford  
Gloucestershire GL16 7EG  
Tel: Dean (0594) 33369

North East Area  
Cleckheaton  
West Yorkshire BD19 5LE  
Tel: (0274) 876887



# Spun Concrete Midway 'X' Column

Prestressed concrete column approved by Design Council, and carrying the BSI Kite mark. All columns are supplied with standard backboard and earthing terminal. All cable entry slots measure 225 x 75 mm wide approx.

## Finishes


Various finishes are available, including smooth-ground aggregates. Full details upon request.

## Door

Cast aluminium slip-in door complete with vandal resistant lock.

**Weight = 316 kg.**

CU Lighting Limited reserve the right to amend the design and/or specification without prior notice.

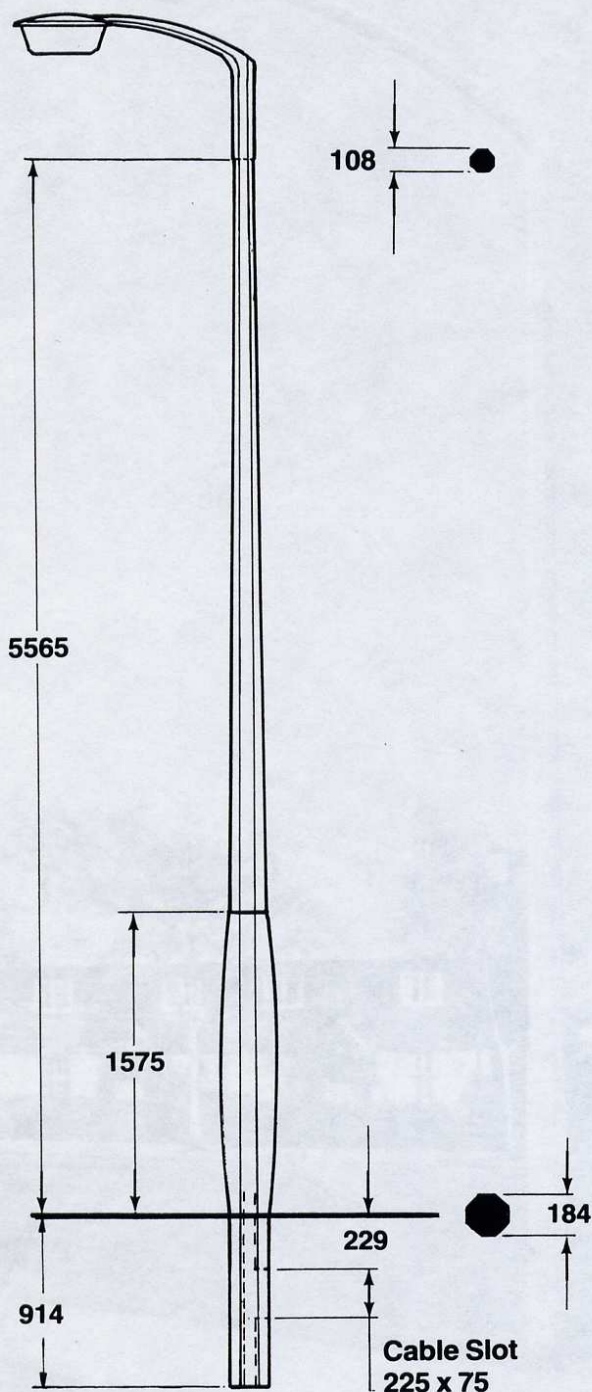


A CU Midway 'X' concrete column with a 1.75 metre Midway bracket..



# Midway 'X' Column

**6** Mounting  
metres Height approx.



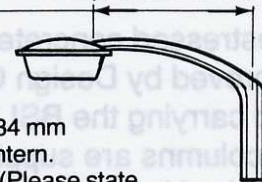
All dimensions in millimetres.

## BRACKETS

686, 990 and 1753

### Midway Bracket

Side or Top Entry. Single or Double Arm. Side entry tube 34 mm BSP (plain) x length to suit lantern. Top entry nipple 19 mm BSP (Please state on order) Weight 19, 23 and 30 kg approx.



### Byway 25° Bracket

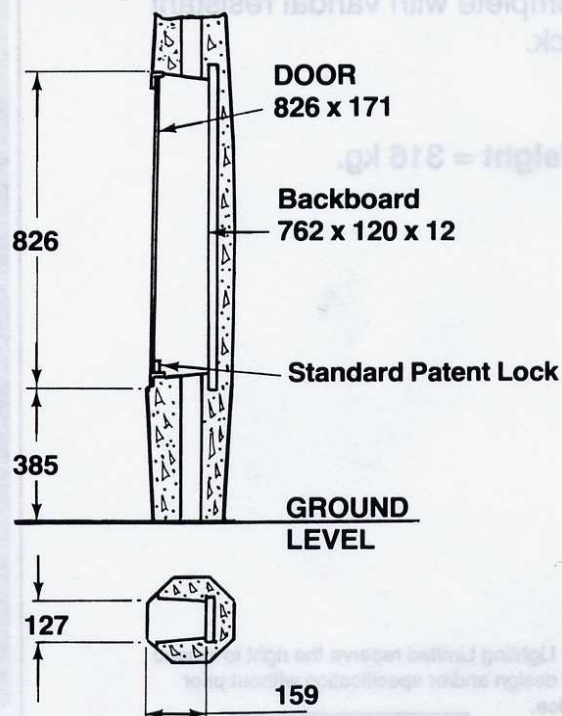
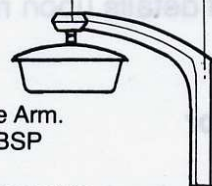
Side entry single arm only. Side entry tube 19 mm or 25 mm BSP (plain) x length to suit lantern (Please state on order) Weight 9 kg.



610 side entry  
460 top entry

### Byway 460 mm Bracket

Side or top entry. Single or Double Arm. Side entry tube 19 mm or 25 mm BSP (plain) x length to suit lantern. Top entry nipple 19 mm BSP (Please state on order) Weight 19 kg approx.





# Spun Concrete ESTATE MINOR X COLUMN

Prestressed concrete column, approved by The Design Council and carrying the BSI Kite mark. All columns are supplied with a standard backboard and earthing terminal. All cable entry slots measure 225 x 75 mm wide approx.

## Finishes


Various finishes are available, including smooth-ground aggregates. Full details upon request.

## Door

Cast aluminium slip-in door complete with vandal resistant lock.

**Weight** = 227 kg.

CU Lighting reserve the right to amend the design and/or specifications without prior notice.



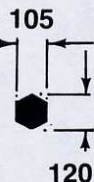
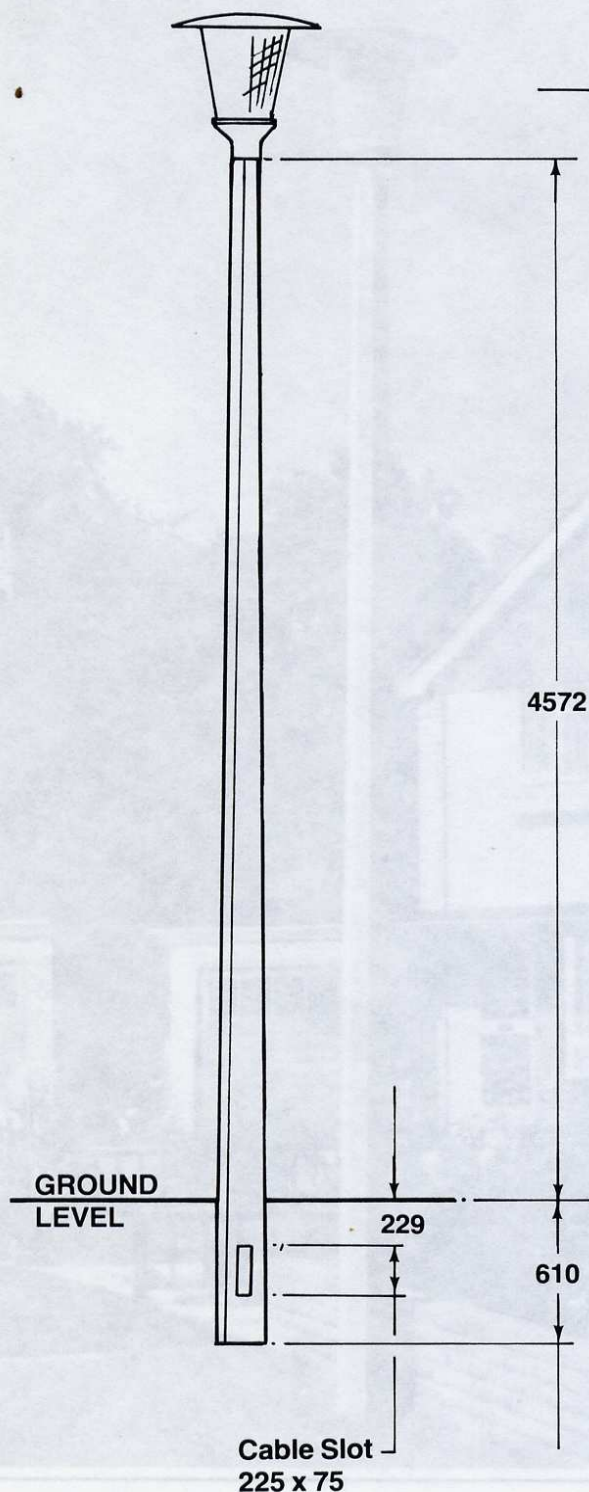
A CU Estate Minor X Column with Phosco P107/24 lantern.



# Estate Minor x

**4.5** Mounting  
metres Height approx.

## BRACKETS

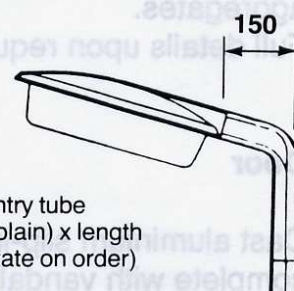


**Estate Minor x Post top**  
76 mm  $\varnothing$  spigot



### Arc 3 Bracket

Single arm only. Side entry tube  
19 mm or 25 mm BSP (plain) x length  
to suit lantern (please state on order)  
Top entry nipple 19 mm. Weight 18 kg.



### 15° Bracket

Single arm only. Side entry tube  
19 mm or 25 mm BSP (plain) x length  
to suit lantern (please state on order)  
Weight 10 kg.

Door 127 x 610

Backboard  
570 x 95 x 12

Standard  
Patent Lock

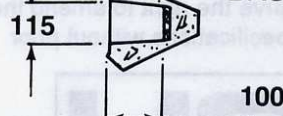
622

229

232

203

### DETAIL OF BASE COMPARTMENT



Dimensions in Millimetres